

### Specification

Nominal Voltage	12V	
Nominal Capacity(20HR)	200.0AH	
Dimension	Length	522 ± 3mm (20.55 inches)
	Width	240 ± 2mm (9.45 inches)
	Container Height	218 ± 2mm (8.58 inches)
	Total Height (with Terminal)	224 ± 2mm (8.81 inches)
Approx Weight	Approx 58 kg (+-%5)	
Design Life	10 years for standby use	
Container Material	ABS	
Rated Capacity	200.0 AH/10.0A	(20hr, 1.80V/cell, 25°C/77°F)
	190.0 AH/19.0A	(10hr, 1.75V/cell, 25°C/77°F)
	160.0 AH/32.0A	(5hr, 1.75V/cell, 25°C/77°F)
	139.2 AH/46.4A	(3hr, 1.75V/cell, 25°C/77°F)
	110.0 AH/110.0A	(1hr, 1.67V/cell, 25°C/77°F)
Max. Discharge Current	1800A (5s)	
Internal Resistance	Approx 3.4mΩ	
Operating Temp. Range	Discharge	-20~55°C (-4~131°F)
	Charge	0~40°C (32~104°F)
	Storage	-20~50°C (-4~122°F)
Nominal Operating Temp. Range	25 ± 3°C (77 ± 5°F)	
Cycle Use	Initial Charging Current less than 50.0A. Voltage	
	14.4V~15.0V at 25°C(77°F)Temp. Coefficient -30mV/°C	
Standby Use	No limit on Initial Charging Current Voltage	
	13.5V~13.8V at 25°C(77°F)Temp. Coefficient -20mV/°C	
Capacity affected by Temperature	40°C (104°F)	103%
	25°C (77°F)	100%
	0°C (32°F)	86%
Self Discharge	Eurostar batteries may be stored for up to 9 months at 25°C(77°F) and then a freshening charge is required. For higher temperatures the time interval will be shorter.	



### Applications

- ◆ Telecommunications
- ◆ Solar system
- ◆ Wind power system
- ◆ Engine starting
- ◆ Wheelchair
- ◆ Floor cleaning machines
- ◆ Golf trolley
- ◆ Boats



### Constant Current Discharge (Amperes) at 25 °C (77°F)

F.V/Time	20min	30min	45min	1h	2h	3h	4h	5h	6h	7h	8h	9h	10h	20h
1.85V/cell	169.2	132.8	101.3	84.8	53.8	41.0	34.0	29.3	25.3	22.4	20.2	18.5	17.8	9.60
1.80V/cell	193.8	148.4	111.7	93.6	58.2	43.9	36.0	30.8	26.6	23.5	21.2	19.4	18.5	10.0
1.75V/cell	217.8	163.2	120.8	100.2	61.7	46.4	37.7	32.0	27.5	24.3	21.9	20.0	19.0	10.2
1.70V/cell	234.6	174.8	128.3	106.0	65.4	48.3	39.0	33.0	28.5	25.1	22.5	20.5	19.3	10.3
1.67V/cell	244.2	181.6	132.8	110.0	67.1	49.9	39.9	33.7	28.9	25.5	22.9	20.8	19.6	10.4
1.60V/cell	264.6	194.4	142.7	116.8	69.8	51.9	41.4	34.7	29.6	26.0	23.3	21.2	19.9	10.6

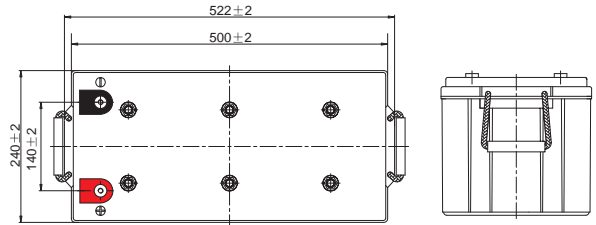
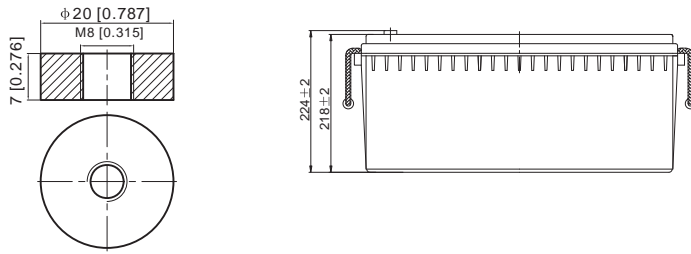
### Constant Power Discharge (Watts) at 25 °C (77°F)

F.V/Time	20min	30min	45min	1h	2h	3h	4h	5h	6h	7h	8h	9h	10h	20h
1.85V/cell	323.8	255.9	196.5	165.1	105.1	80.3	66.8	57.9	50.1	44.5	40.2	36.8	34.8	19.2
1.80V/cell	366.1	283.3	215.1	181.3	113.3	85.8	70.5	60.6	52.4	46.4	42.0	38.6	36.3	19.9
1.75V/cell	406.9	308.7	230.8	193.1	119.6	90.4	73.6	62.7	54.1	47.9	43.3	39.7	37.0	20.3
1.70V/cell	433.5	327.8	243.3	203.1	126.2	93.9	75.9	64.5	55.9	49.4	44.5	40.7	37.8	20.5
1.67V/cell	446.2	337.0	250.2	209.6	128.8	96.4	77.5	65.7	56.7	50.0	45.1	41.1	38.2	20.7
1.60V/cell	478.1	357.3	266.8	221.3	133.4	99.8	80.2	67.5	57.8	51.0	45.8	42.0	38.9	21.0

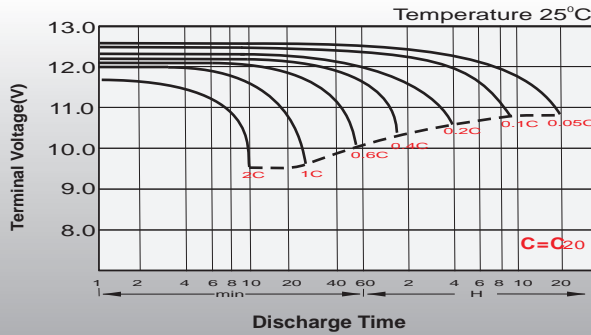
## Dimensions

### T11 Terminal

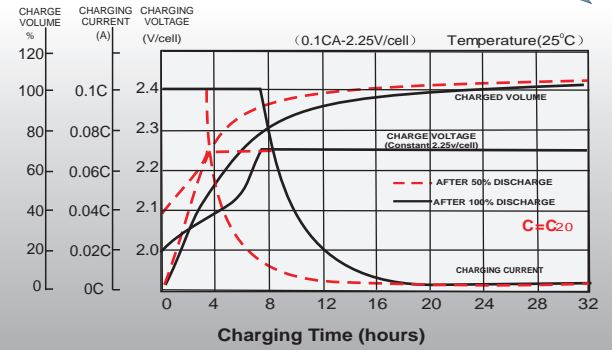
Unit: mm [inches]



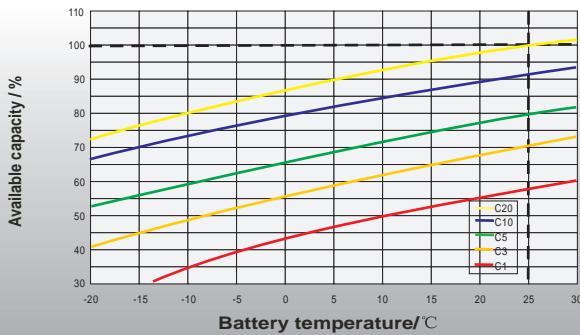
## Discharge Characteristics



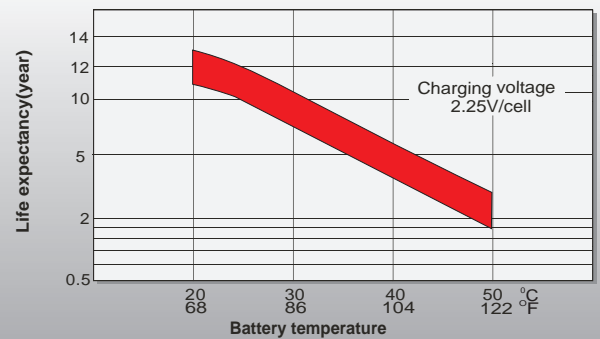
## Float Charging Characteristics



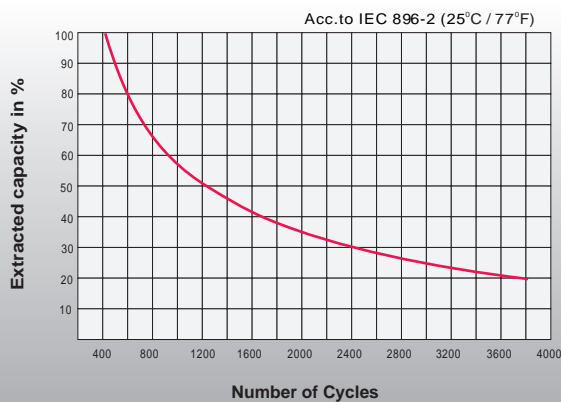
## Temperature Effects in Relation to Battery Capacity



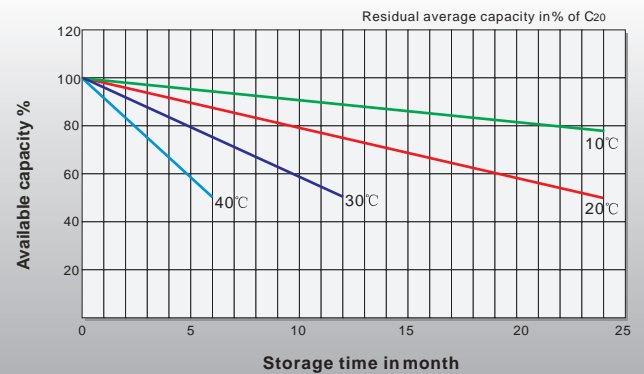
## Effect of Temperature on Long Term Float Life



## Cycle Life in Relation to Depth of Discharge



## General Relation of Capacity VS. Storage Time



## Sales Office



## ZAFER ENERGY SYSTEMS IND.&FOREIGN TRADE CO.LTD.

### Head Office

BEYLİKDUZU O.S.B MERMERCILER SAN SİT. 9. CAD. NO:18

BEYLİKDUZU/İSTANBUL

TEL : +90(212)632 77 75

FAX : +90(212)632 05 87

WEB : <http://www.zaferenergy.com>